



Financial Statement

Statement of Support and Expenses / Year Ending December 31, 2015

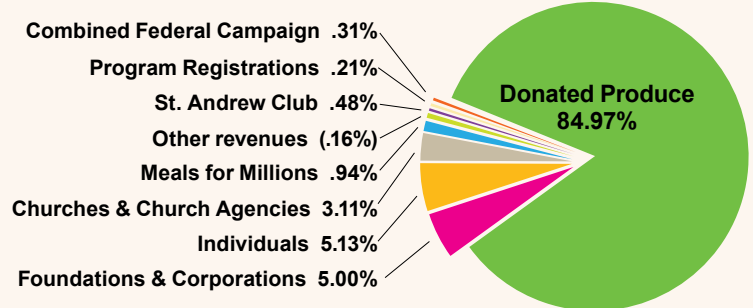
Support

Public Support

Churches and Church Agencies	\$514,171
Foundations and Corporations	827,022
Individuals	848,716
Combined Federal Campaign	51,021
Meals for Millions	154,843
Saint Andrew Club	80,019
Sub-Total	\$2,475,792

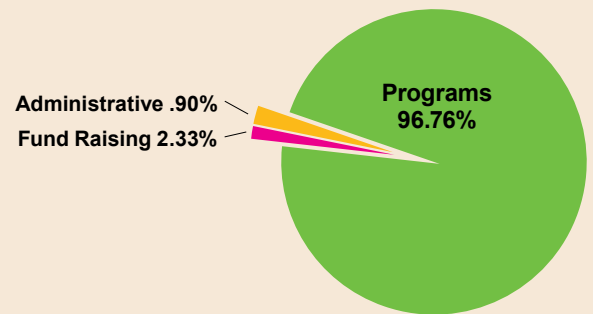
Program Related Revenue

Donated Produce	\$14,045,437
Program Registrations	35,305
Other Revenues	
Unrealized gain/(loss) on investments	(25,911)
Sub-Total	14,054,831
Total Support & Revenue	\$16,530,623



Expenses

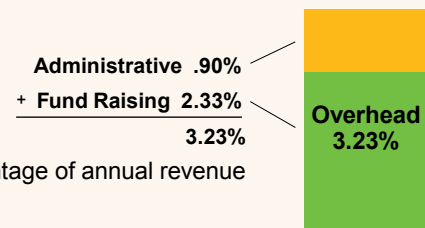
Administrative	\$148,752
Fund Raising	385,084
Programs	15,966,581
Potato & Produce Project	5,436,404
Harvest of Hope	208,449
Gleaning	10,156,287
Strategic Programs	165,441
Total Expenses	\$16,500,417



Net Assets

Change in net assets	\$30,206
Net assets at beginning of 2014	1,906,750
Net assets at end of 2015	\$1,936,956

The Society of St. Andrew strives to maintain five to six months' operating expenses to allow flexibility in responding to changing economic circumstances.



More than 96¢ of every dollar provides food for the hungry